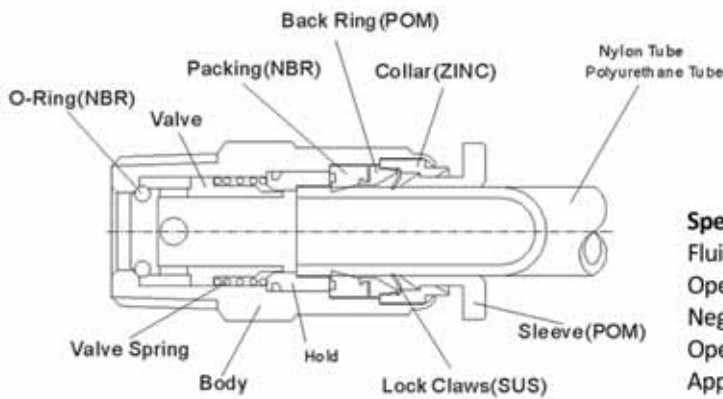



Check Valve

Structure Chart



Specifications:

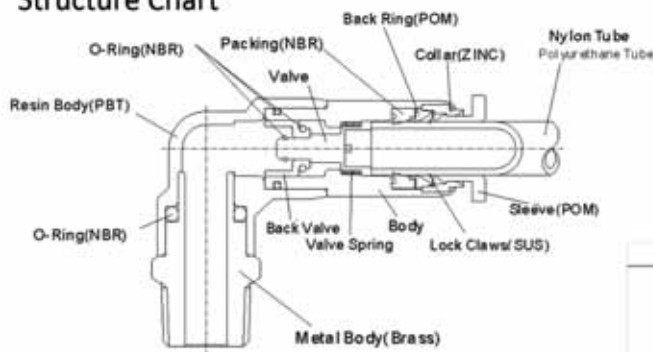
Fluid : Air (no other gases or liquids)
 Operating Pressure : 0 ~ 150psi 0 ~ 9.9kgf/cm² (0 ~ 990kpa)
 Negative Pressure : -29.5in Hg -750mm Hg
 Operating Temperature : 32 ~ 140°F / 0 ~ 60°C
 Applicable Tube : Polyurethane and Nylon

PCVC		STRAIGHT CHECK VALVE				
						
PT	Tube Diameter ØD (mm)					
	Ø4	Ø6	Ø8	Ø10	Ø12	
M5	PCVC04-M5	-	-	-	-	
1/8	PCVC04-01	PCVC06-01	PCVC08-01	-	-	
1/4	-	PCVC06-02	PCVC08-02	-	-	
3/8	-	-	-	PCVC10-03	PCVC12-03	
1/2	-	-	-	PCVC10-04	PCVC12-04	

PCVU		UNION CHECK VALVE				
						
PT	Tube Diameter ØD (mm)					
	Ø4	Ø6	Ø8	Ø10	Ø12	
	PCVU04	PCVU06	PCVU08	PCVU10	PCVU12	


Stop Fitting

Structure Chart



Specifications:

Fluid : Air (no other gases or liquids)
 Operating Pressure : 0 ~ 150psi 0 ~ 9.9kgf/cm² (0 ~ 990kpa)
 Negative Pressure : -29.5in Hg -750mm Hg
 Operating Temperature : 32 ~ 140°F / 0 ~ 60°C
 Applicable Tube : Polyurethane and Nylon

SPC		STRAIGHT STOP FITTING				
						
PT	Tube Diameter ØD (mm)					
	Ø4	Ø6	Ø8	Ø10	Ø12	
M5	-	-	-	-	-	
1/8	SPC04-01	SPC06-01	SPC08-01	-	-	
1/4	-	SPC06-02	SPC08-02	SPC10-02	PH12-02	
3/8	-	-	SPC08-03	SPC10-03	PH12-03	
1/2	-	-	-	SPC10-04	PH12-04	

SPL		ELBOW STOP FITTING				
						
PT	Tube Diameter ØD (mm)					
	Ø4	Ø6	Ø8	Ø10	Ø12	
M5	SPL04-M5	SPL06-M5	-	-	-	
1/8	SPL04-01	SPL06-01	SPL08-01	-	-	
1/4	-	SPL06-02	SPL08-02	SPL10-02	SPL12-02	
3/8	-	-	SPL08-03	SPL10-03	SPL12-03	
1/2	-	-	-	SPL10-04	SPL12-04	

SPU		STRAIGHT UNION STOP FITTING				
						
PT	Tube Diameter ØD (mm)					
	Ø4	Ø6	Ø8	Ø10	Ø12	
	SPU04	SPU06	SPU08	SPU10	SPU12	



"Made from world's best quality materials with excellent innovation of engineering and very precision machining"